



SunGard Continuity Management Solution (SunGard CMS) 10.5 Release Preview

Last Updated: October 16, 2009

Copyright © 2009 SunGard Availability Services, LP. All Rights Reserved.

This document, as well as the software described in it, is furnished under license and may only be used or copied in accordance with terms of such license. Companies, names, and data used in examples herein are fictitious unless otherwise noted.

Except as permitted by such license, no part of this document may be reproduced, stored in a retrieval system, or transmitted, in any form or by any means, electronic, mechanical, recording, or otherwise, without the prior written permission of SunGard Availability Services, LP.

LDRPS is a registered trademark of SunGard Availability Services, LP. Incident Manager, The Living Disaster Recovery Planning System, LDRPS DR-EZ, LDRPS Multi-Level PLUS, the LDRPS logo, BIA Professional, Business Impact Analysis Professional, and the BIA Professional logo are trademarks of SunGard Availability Services, LP.

Microsoft is a registered trademark and Windows is a trademark of Microsoft Corp. Crystal Reports and Crystal Reports Professional are trademarks of Business Objects. All other brand or product names are trademarks or registered trademarks of their respective holders.

LDRPS On-Demand is protected by U. S. Patent No. 6,754,674

SunGard Availability Services, LP., 631 Park Avenue, King of Prussia, PA 19406, USA

Contents

Overview	4
Installing SunGard CMS	4
Renamed Services	4
Moving from BIA Professional 4 to BIA Professional 10.5	5
Branding/Terminology Changes	5
SunGard Logo	5
Interface Changes	6
Shared Continuity Management Solution Logon	6
Continuity Management Solution Home Page	6
Bypassing the Continuity Management Solution Home Page	6
My CMS Screen	7
Application Home Pages	8
Changes to the Icon Bar	8
Continuity Management Solution Menu	9
Training and Documentation	9
Points to Consider	10

Overview

The SunGard Continuity Management Solution (SunGard CMS) is an integrated suite of business continuity applications including LDRPS 10, BIA Professional, and other SunGard Availability Services products. This document offers a preview of some of the changes you'll see in the upcoming SunGard CMS Release 10.5, along with some guidance on how to prepare for this transition.

Installing SunGard CMS

SunGard CMS 10.5 is a full release, not a patch. Therefore, it will be necessary to uninstall any previous versions of LDRPS before installing SunGard CMS. Comprehensive installation documentation will be provided to guide you through this process, and Customer Support will be available to answer any questions that arise.

In SunGard CMS 10.5, the desktop application is no longer available; all access occurs via the web. If you run a custom install, you can choose between creating a new virtual directory or creating a new website as the target location in IIS for SunGard CMS.

Because the URL you use to open SunGard CMS will be entirely new, existing LDRPS desktop shortcuts and/or Internet Explorer favorites will need to be removed manually if they are not removed by the uninstall.

Renamed Services

The Services installed with SunGard CMS are similar to those previously installed with LDRPS 10, but have been renamed as follows:

Service Name	Description
SunGard CMS Document Converter	This service converts documents to PDF format.
SunGard CMS Master Service	This service controls high availability processes for SunGard applications. Note that the Report Service has been rolled in to the Master Service.
SunGard CMS Publisher	This service publishes plans, reports, documents, and survey results for SunGard applications.
SunGard CMS Scheduler	This service schedules tasks associated with SunGard processes.

Moving from BIA Professional 4 to BIA Professional 10.5

Existing BIA Professional users will see a new interface when using BIA Professional 10.5, so there will be a learning curve. Those who are familiar with LDRPS 10 will notice many similarities now that BIA Professional shares the same interface as other SunGard CMS applications.

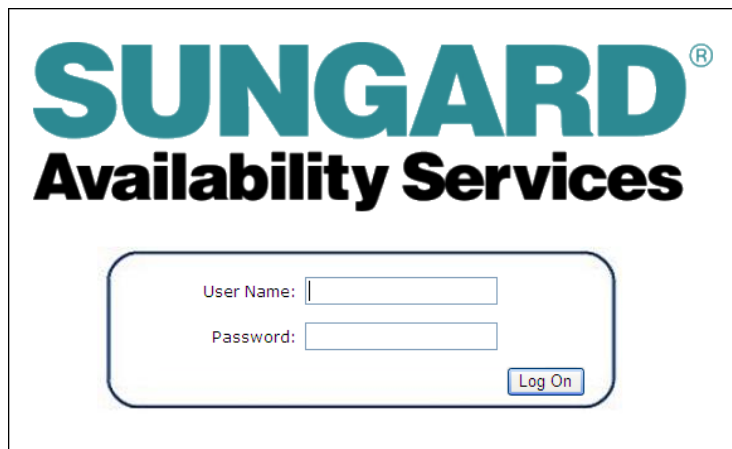
Your organization will likely want to continue to run BIA Professional 4 for a time after installing SunGard CMS. SunGard Availability Services personnel will be available to assist you in your transition to BIA Professional 10.5. Contact your account executive to discuss any specific concerns you have about this process.

Branding/Terminology Changes

Beginning with SunGard CMS 10.5, "SunGard" or "SunGard Availability Services" replaces references to "Strohl" and "Strohl Systems" in application screens, product URLs, the underlying directory structure, the virtual directory in IIS (if applicable), and some file names.

SunGard Logo

One of the first changes you will notice when logging on to the Continuity Management Solution is that Strohl Systems product logos have been replaced with SunGard Availability Services logos on the log on screen and throughout SunGard CMS applications.



Interface Changes

This section provides a high-level overview of major interfaces changed in SunGard CMS 10.5.

Shared Continuity Management Solution Logon

Because BIA Professional, LDRPS, and other SunGard Availability Services products are part of the Continuity Management Solution, users will log on to SunGard CMS and will then be able to open any licensed SunGard CMS application without logging on again.

Continuity Management Solution Home Page

After logging on to SunGard CMS, the first screen you will see is the Continuity Management Solution home page, which serves as a launching point for all SunGard CMS applications.



Bypassing the Continuity Management Solution Home Page

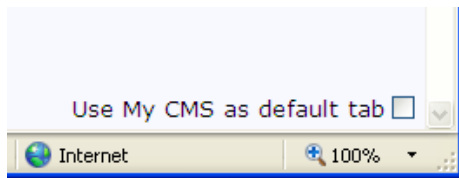
If desired, your organization can log directly into a specific SunGard CMS application and bypass the Continuity Management Solution Home Page. This alternate URL is especially useful for organizations with only one licensed SunGard CMS application.

My CMS Screen

The second tab on the Continuity Management Solution home page, *My CMS*, shows users any system messages they have received and lists the products they are licensed to use. This page also lists surveys and plan reviews assigned to the user.

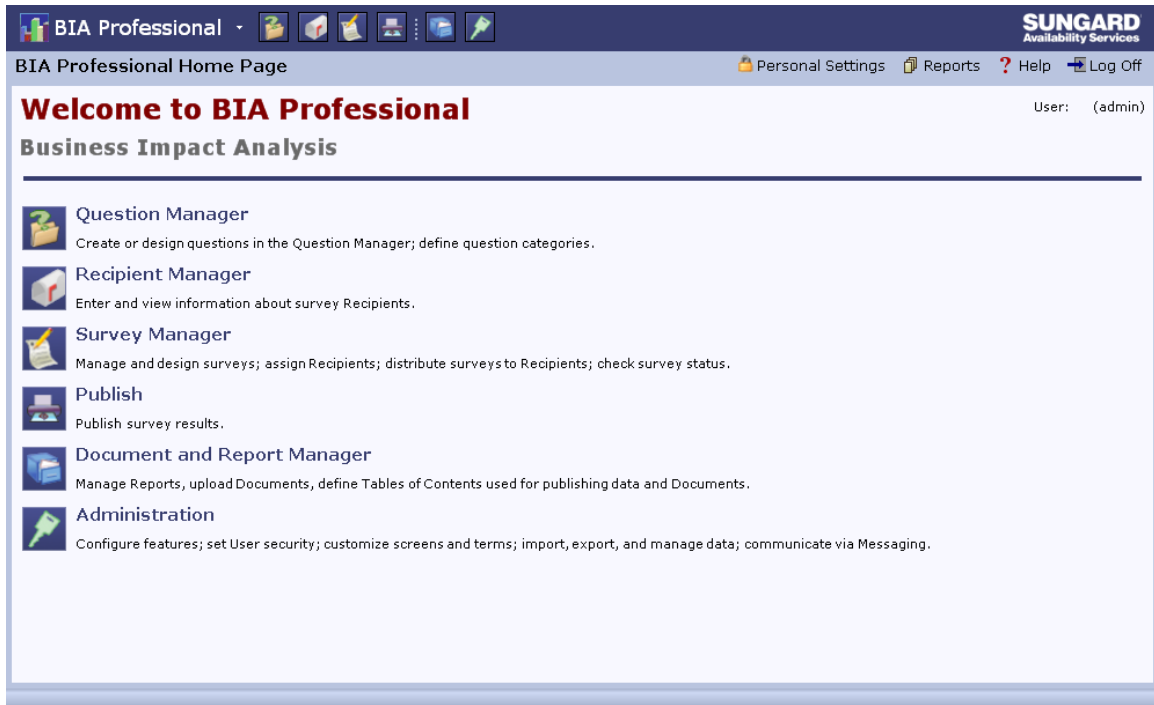


If desired, users may opt to make the *My CMS* screen their SunGard CMS home page by checking the *Use My CMS as default tab* box at the base of the *My CMS* screen.



Application Home Pages

Each SunGard CMS application has a distinct home page that shows icons for all features unique to the application and icons for *Administration* and *Document and Report Manager*, which are shared by all SunGard CMS applications.



Changes to the Icon Bar

The icon bar has been revised to place a separator between application-specific icons and shared ones. *Administration* and *Document and Report Manager* will always appear to the right of the separator, no matter which SunGard CMS application you are using.

Application-specific icons

Shared SunGard CMS icons



Continuity Management Solution Menu

The Continuity Management Solution menu at the upper left of the screen allows you to easily move between SunGard CMS applications. The menu displays the name of the product you are currently using and clicking the drop down arrow shows a list of the applications your organization is licensed to use.



Select the desired application from the list to close the current application and open the selected one (no log on is necessary). You can also use this menu to return to the Continuity Management Solution home page.

Training and Documentation

A full range of comprehensive SunGard CMS 10.5 training, both on site and online, will be made available to assist you with the transition.

SunGard CMS 10.5 will feature an expanded documentation set, including:

- *Continuity Management Solution User Guide* - This guide describes the Continuity Management Solution interface and basic features common to all Continuity Management Solution applications.
- *Continuity Management Solution Administrator Guide* - This guide describes advanced features common to all Continuity Management Solution applications, such as *Security*.
- *Continuity Management Solution Install Guide* - This guide provides step-by-step instructions for installing the Continuity Management Solution.
- Product-specific *User* and *Administrator* guides - Each Continuity Management Solution application has an application-specific user guide that provides instructions that are unique to that application. For example, the BIA Professional User Guide describes building and distributing BIA Professional surveys. In some cases, there is a specific administrator guide for a Continuity Management Solution application.

- Product-specific online help - Each Continuity Management Solution application has an application-specific help file that provides instructions that are unique to that application.

Points to Consider

Keep the following in mind when planning for the upcoming SunGard CMS 10.5 release:

- If you are using scripts or third party monitoring tools to ensure that Strohl Systems product Services are functioning properly, you may need to modify these scripts/tools. Also consider any documentation related to this monitoring.
- Any internal product documentation or training you have created will need to be updated.
- Because the URL you use to open SunGard CMS will be entirely new, existing desktop shortcuts and/or Internet Explorer favorites for LDRPS, BIA Professional and other Strohl Systems products will need to be removed (if not automatically removed by the uninstall). A new desktop shortcut to SunGard CMS will be installed automatically.